

CreativeWEAVE

form function solution



Nativebamboo

types

prices

faq's




WORLD WIDE WEAVE

**Nativebamboo 2-200**


diameter bamboo :	average of 26 – 28 mm
diameter s.s. rods :	3 mm
diameter cables :	4 x 2 mm
pitch cable group :	200 mm
pitch bamboo :	approx. 56 mm
thickness :	approx. 30 mm
open area :	approx. 41 %
weight :	approx. 7,2 kg/m ²

**Nativebamboo 1-200**

diameter bamboo :	average of 26 – 28 mm
diameter s.s. rods :	3 mm
diameter cables :	4 x 2 mm
pitch cable group :	200 mm
pitch bamboo :	approx. 46 mm
thickness :	approx. 30 mm
open area :	approx. 37 %
weight :	approx. 7,8 kg/m ²

**Nativebamboo 0-200**

diameter bamboo :	average of 26 – 28 mm
diameter s.s. rods :	3 mm
diameter cables :	4 x 2 mm
pitch cable group :	200 mm
pitch bamboo :	approx. 36 mm
thickness :	approx. 30 mm
open area :	approx. 27 %
weight :	approx. 10,3 kg/m ²

**Nativebamboo 2-100**

diameter bamboo :	average of 26 – 28 mm
diameter s.s. rods :	3 mm
diameter cables :	4 x 2 mm
pitch cable group :	100 mm
pitch bamboo :	approx. 56 mm
thickness :	approx. 30 mm
open area :	approx. 39 %
weight :	approx. 7,6 kg/m ²

**Nativebamboo 1-100**

diameter bamboo :	average of 26 – 28 mm
diameter s.s. rods :	3 mm
diameter cables :	4 x 2 mm
pitch cable group :	100 mm
pitch bamboo :	approx. 46 mm
thickness :	approx. 30 mm
open area :	approx. 35 %
weight :	approx. 8,9 kg/m ²

**Nativebamboo 0-100**

diameter bamboo :	average of 26 – 28 mm
diameter s.s. rods :	3 mm
diameter cables :	4 x 2 mm
pitch cable group :	100 mm
pitch bamboo :	approx. 36 mm
thickness :	approx. 30 mm
open area :	approx. 25 %
weight :	approx. 10,8 kg/m ²

Which mesh is the basis for Nativebamboo ?

Basis for all types of **Nativebamboo** is Tigris, i.e. we are using 3 mm s.s. rods and 2 mm s.s. cables. A cable group is always made by 4 cables. The names for Nativebamboo have to be read as follows :

e.g. Nativebamboo 2-200 = 2 s.s. rods between the bamboo rods, cable pitch of 200 mm

What are the maximum dimensions ?

Bamboo is a natural product, i.e. it does not have a uniform diameter along its length. A 3 m long rod has a diameter from approx. 30 mm at the bottom to 20 mm at the top while a 6 m long rod starts at approx. 60-80 mm decreasing to 20 mm at the end. In order to guarantee a proper appearance and a smooth weaving process we have limited the width accordingly to 3 m.

The maximum length of a bamboo panel is currently limited to 15 m .


How is the weaving of the irregular bamboo done ?

The weaving loom is equipped with special and sophisticated devices allowing the weaving of varying diameters within the bamboo. During the weaving process we are handling the bamboo rods reciprocally. The first rod will be woven in with the thick end at the right side, the second one with the thick end at the left side, the third one right sided again and so on This notwithstanding it cannot be guaranteed that the bamboo rods will be at the same vertical position from one panel to the next. The vertical gap between adjacent panels should be minimum 50 mm.

What attachments can be used ?

Hanging the panel vertically we recommend to use our Fusimesh system for the bottom and top end. Intermediary attachments should be done ideally with a s.s. tube behind the mesh panel to which the mesh panel is attached by clamps or wires.

Using the panel horizontally, e.g. as a pergola roof, a sub structure is necessary, either made by steel or wood, to which the bamboo panel is attached by clamping.



Fusimesh NG fixing

How will it be packed ?

In roll form in a wooden box.

E.g. the diameter of an 8 m long panel is approx. 900 mm.

Can Nativebamboo be used for outside applications ?

Yes, it can. Comprehensive tests have been conducted in a university laboratory. A report can be sent on request.

Will the bamboo panel retain its colour ?

Being a natural product we are using only bamboo rods that are dried without further treatment. Using it outside the rods will naturally turn to grey by weathering.



GKD – Gebr. Kufferath AG

Metallweberstr. 46

D-52353 Düren

Germany

fon : +49 2421 803 0

fax : +49 2421 803 211

info@gkd.de

www.creativeweave.com



WORLD WIDE WEAVE